

# Scrappy Stars Around the Corner – Clue #3

It feels like Spring around here lately! Except for the occasional snow storm and we are way behind in that department. But that's all right with me! I'll take warmish weather and bits of snow here and there any day all winter.



Bring on the sun! I'm ready! And I KNOW you are all ready for this next clue! So here it goes and it's a long one with lots of parts. So have fun!

## Scrappy Stars Around the Corner – Clue #3

8. Using 3 7/8" med/dark HST, sew two together as shown below. No need to match – just take as random. Make 36. Press later if you wish. Set aside.




9. Using sections from med/dark 4 1/4" sq. cut diagonally, sew one section to two sides of a 2 5/8" very light/light square as shown below. No need to match. Make 80. Press away from the square. Trim dog ears. Set aside.




10. Sew one 3 7/8" med/dark HST to two sides of med/dark 3

1/2" square the same way as above. Make 14. Press, trim and set aside.



11. Sew one med/dark 4 1/4" section to one light 4 1/4" section to make a square. Press to dark and trim. Sew one med/dark 4 1/4" section to each side of the LIGHT 4 1/4" section to make the triangle unit below. Make 4. Press and trim.



12. Sew each above triangle unit to one unit from step #9 as shown to make a 4 1/2" square.



13. Sew one section from step #8 to each side of the above square as shown below. Complete 4 corner blocks. Press, trim and set aside.



14. Sew one very light/light 4 1/4" section to each side of 3 7/8" med/dark HST as shown. Press to dark and trim.



15. Sew one med/dark 4 1/4" section to each side as shown and one med/dark 3 7/8" HST to the top as shown to make a HST. Press and trim.



16. Sew one unit from step #9 to each side as shown below. Press and trim.



17. Sew one unit from step #8 to each side and one section from step #10 to the top. Complete 14 half blocks. Press, trim and set aside.



Happy Quilting! The next clue will be on April 12th at 7pm Eastern Daylight Time (yaaaay!).

© 2015 Charlotte Hawkes. All rights reserved. Written permission is required to copy and/or distribute copies of this pattern whether or not you profit from it.

**I welcome your enthusiasm and publicity but Please do not share these clues on Facebook. Please feel free to direct others to this website for the information and clues. Thank You.**